

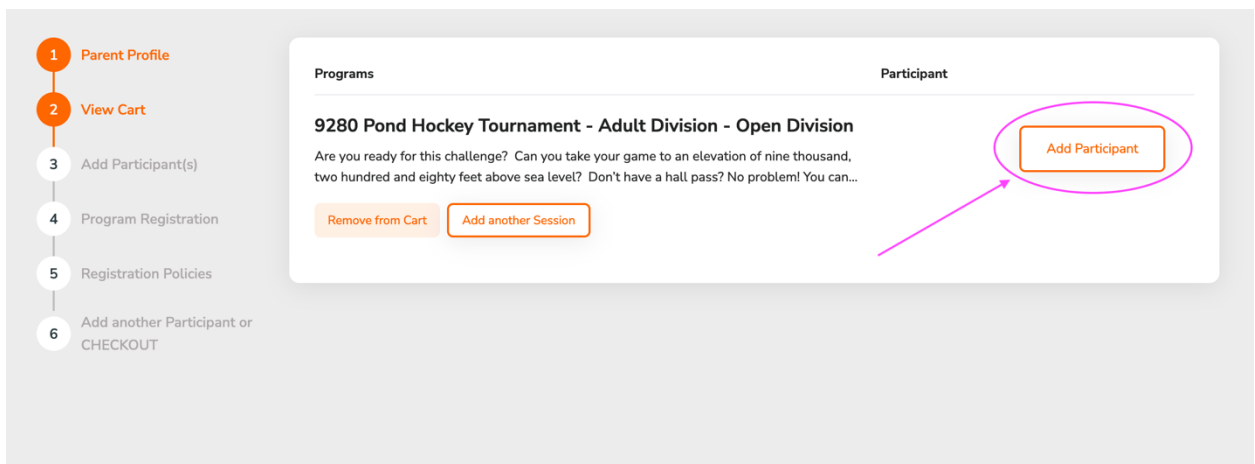


Registration Instructions for the 9280 Pond Hockey Tournament:

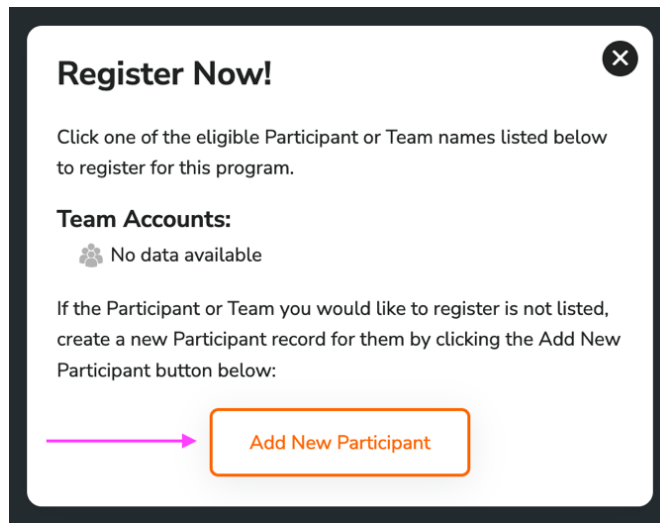
1. Click the age-specific link on our website for the Tournament (Adult or Youth) you would like to register your team for at: <http://9280pondhockey.com/page1/62/register-now>
2. In the “Register Now!” box in the upper right-hand corner of the page, select the correct Division^ from the “Please Select a Session” drop down box, then hit Add to Cart.

*^ Register for the correct Division only, skill-wise, for your team. **If your Division is full, do not sign up for another Division simply to secure a spot.** This will not guarantee you a spot and could possibly disqualify you from the tournament.*

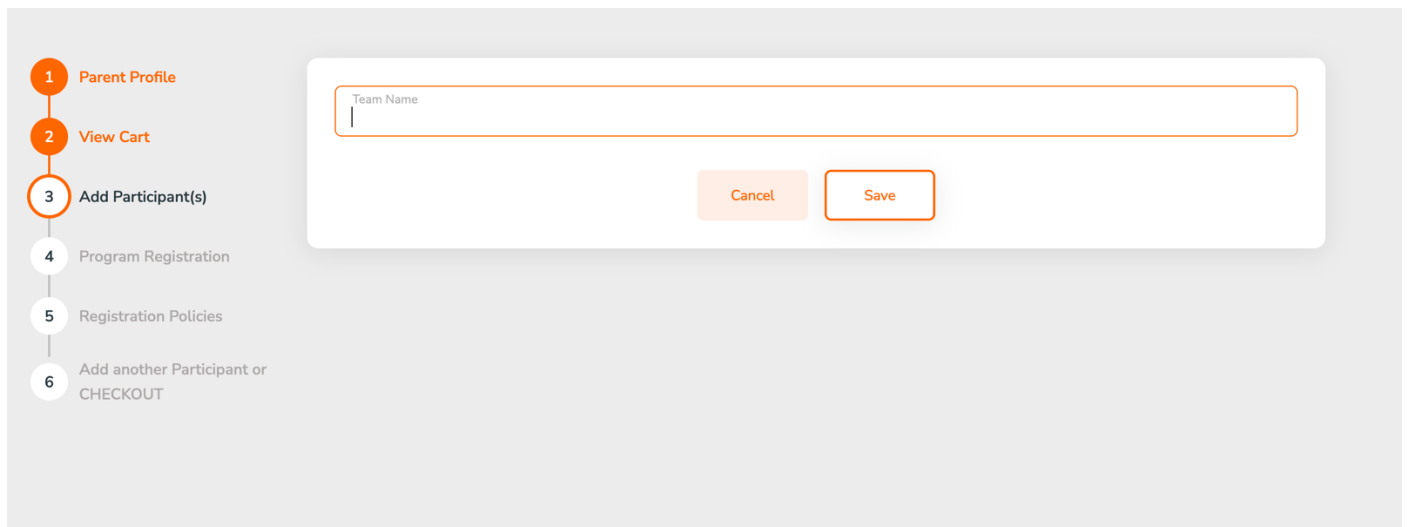
3. Either Login with your existing CampVine credentials, or click the black “Create an Account” button to create a new account.
4. Once logged in, click the “Add Participant” button on the main Shopping Cart page



5. Click “Add New Participant” on the proceeding Register Now! pop-up window.
 - Start by hitting the “Add New Participant” button in order to add a new Team, as outlined here:



6. Enter your Team Name into the new Team Name box and hit Save.

A screenshot of a web application interface. On the left is a vertical sidebar with a list of steps: 1 Parent Profile, 2 View Cart, 3 Add Participant(s) (highlighted with an orange circle), 4 Program Registration, 5 Registration Policies, and 6 Add another Participant or CHECKOUT. To the right of the sidebar is a white form box. At the top of the form is a text input field labeled "Team Name" with a cursor inside. Below the input field are two buttons: "Cancel" and "Save".

7. On the following Program Registration page, confirm the correct Division is selected in the registration options box (1) at the top of the page, then answer any registration questions that may be displayed in the Registrations Questions box (2), then hit the Next button at the bottom of the page (3) to continue the registration.

Program Registration
Home / Shopping Cart / Program Registration >> Pepper's Heroes

Selected Program & Session

Team Name:	Pepper's Heroes
Total Team Members :	8
Program:	9280 Pond Hockey Tournament - Youth Division
Session:	U12 Division
Dates:	Jan 24, 2025 - Jan 26, 2025
Days:	Friday - Sunday
Location:	Keystone Lake Keystone, Colorado

Registration Options (1)

Please select a registration option below:

☒ Youth U12 Division: \$995.00

Registration Questions (2)

Home Youth Hockey Association Name: *
Current Year USA Hockey Age Group: * -- Select --
Current Year USA Hockey Division: * -- Select --

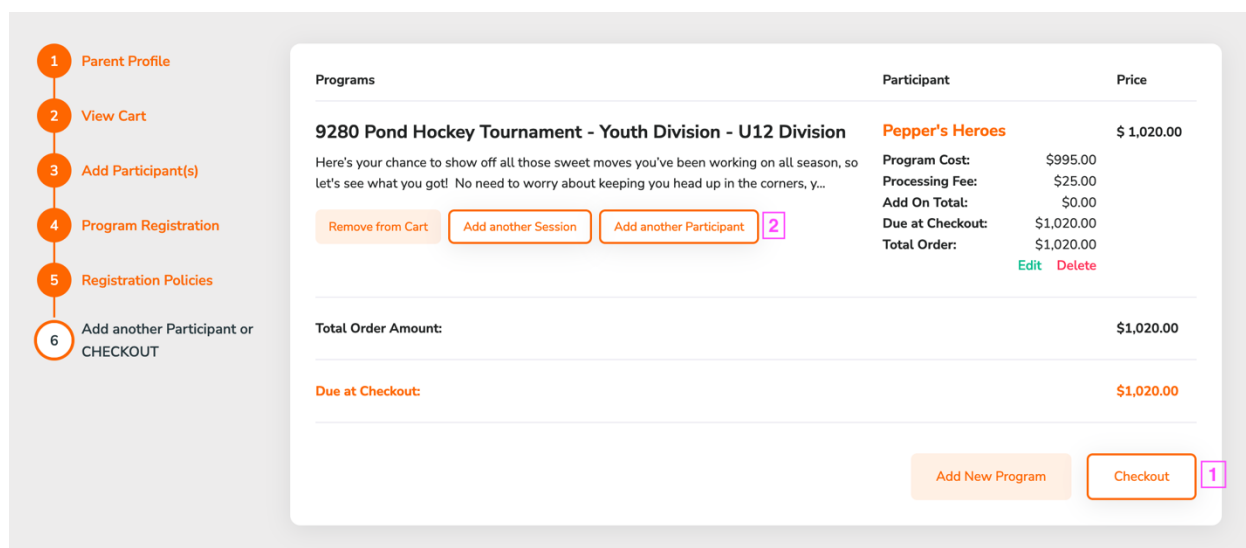
Payment Information

Program cost:	\$995.00
Add-On total:	\$0.00
Processing Fee:	\$25.00
Total amount of registration:	\$1,020.00
Registration amount due at checkout:	\$1,020.00

Cancel Next (3)

8. After completing this page, you will be prompted to check the boxes and enter your name to indicate you are electronically signing, and acknowledging, the Registration Policies as stated – then hit Submit.

NOTE: After completing these steps, you may finish the registration process by clicking the Checkout button at the bottom of the page (1), OR you may add another Team Registration for a new Team, by hitting the Add Another Participant button (2), shown below, to start the process over with Step 5 above.



9. Once you have added all of the teams you would like to register, click the Checkout button at the bottom of the completed Shopping Cart page to submit your team registration(s) and corresponding payment info*.

* Your payment info will NOT be processed in real time; it will only be processed once your team has been vetted and approved by the tournament directors. You will receive a formal "Acceptance Email" at that time, indicating you spot in the Tournament has been confirmed and your payment will be processed

NOTE: You will not be able to add your Team Roster until your Team has been registered for and accepted into the Tournament. You will receive an email notifying you of acceptance and next steps for adding players.